

Program

Bernese Hip Symposium

March 29 – 31, 2012



Copyright Bern Tourismus

Host

K. Siebenrock

and distinguished international faculty

Invitation


As it has been tradition for many years the hip joint continues to be a big focus in Orthopaedic Surgery at the University of Berne.

The upcoming symposium will cover a wide spectrum of hip joint pathomorphologies including femoro-acetabular impingement, hip dysplasia and post Perthes deformities. Treatment regimes for joint preservation and hopefully prevention of late osteoarthritis will be discussed largely. The presented treatment options will span a wide field from open joint remodeling or reorientation procedures to hip joint arthroscopy. Renowned experts from all fields will also discuss controversial issues.

The intention of this symposium is to update our knowledge on hip disorders, to present new data and results and to focus on techniques for joint preserving surgery.

This year we have abandoned the sections about hip joint resurfacing and current trends in Arthroplasty. Instead we have extended the interactive small groups case and topic discussions. In addition there will be more time for hip anatomy demonstrations on cadavers.

I believe that the participation of distinguished international faculty members will contribute to an outstanding symposium.



K. Siebenrock, MD



Organizing Committee

Siebenrock Klaus, MD, Department of Orthopaedic Surgery
University of Berne, Inselspital
3010 Berne, Switzerland
Phone +41 31 632 22 22
ortho@insel.ch

Beck Martin, MD, Kantonsspital Luzern
Tannast Moritz, MD, University of Berne, Inselspital

Guest of honor

Brand Richard A., MD, Editor-in-Chief, Clinical Orthopaedics
and Related Research



Faculty

ALBERS Christoph, MD,
Universitätsklinik Inselspital, Bern

BEAULÉ Paul, MD,
University of Ottawa, Canada

BECK Martin, MD,
Kantonsspital Luzern

BÜCHLER, Lorenz, MD,
Universitätsklinik Inselspital, Bern

CLOHISY John C., MD,
Washington University Orthopedics,
St. Louis, USA

COBB Justin P., MD,
The London Clinic, London, UK

FERGUSON Stephen, PhD,
Institute for Biomechanics
ETH Zurich, Zurich

FERN Damian, MD,
Clinical science research institute,
Warwick, UK

GRIFFIN Damian, MD,
University Hospitals of Coventry and
Warwickshire, Warwickshire, UK

GÜNTHER Klaus-Peter, MD,
Universitätsklinik Dresden, Dresden,
Deutschland

HOGERVORST Tom, MD,
Department of Orthopaedics, Den Haag,
Niederlande

HOSALKAR Harish, MD,
Rady Children Hospital San Diego, USA

JOHARI Ashok N, MD,
Childrens Orthopaedic Center,
Mumbai, India

LARSON Christopher M., MD,
Twin Cities Orthopaedics, Edina, USA

LAUDE Frédéric, MD,
Centre Médico-chirurgical Paris V,
Paris, France

MAMISCH Charles Tallal, MD,
Universitätsklinik Inselspital, Bern

MAST Jeffrey, MD,
Mammoth Sport Center,
Mammoth Lakes, USA

MILLIS Michael, MD,
Harvard Medical School, Boston, USA

MURPHY Stephen, MD,
Center for Computer Assisted and
Reconstructive Surgery, Boston, USA

NÖTZLI Hubert, MD,
Orthopädie Klinik Sonnenhof, Bern

PETERS Christopher L., MD,
The University of Utah, Salt Lake City, USA

PHILIPPON Marc J., MD,
The Steadman Clinic, Vail, USA

SANTORE Richard, MD,
University of California, San Diego, USA

SIEBENROCK Klaus, MD,
Universitätsklinik Inselspital, Bern

SINK Ernest L., MD,
Hospital for Special Surgery, New York,
USA

STEPPACHER Simon, MD,
Universitätsklinik Inselspital, Bern

TANNAST Moritz, MD,
Universitätsklinik Inselspital, Bern

WERLEN Stefan, MD,
Radiologie, Klinik Sonnenhof, Bern

ZHANG Hong, MD,
Beijing Jishuitan Hospital, Beijing, China



Scientific Program

Thursday, March 29, 2012

08.50 **Opening Remarks** K. Siebenrock

Session I HIP MORPHOLOGY AND DEVELOPMENT

09:00h – 10:30h

Chairman

P. Beaulé

12'	Anatomical basics of hip morphology	H. Nötzli
12'	Radiographic development of the hip	H. Hosalkar
12'	Pelvimetry in dysplasia and retroverted hips	M. Tannast
12'	Load pattern of the hip	S. Ferguson
12'	Anatomy of the lunate surface	S. Steppacher

10:30h **Coffee Break**

Session II FAI – ETIOLOGY

11:00h – 12:30h

Chairman

M. Beck

12'	Susceptibility of the developing hip	T. Hogervorst
12'	How frequent is cam-type pathomorphology	P. Beaulé
12'	Genetic influences of FAI - a sibling study	D. Fern
12'	Influence of sports during growth	K. Siebenrock
12'	Athletes are at highest risk	C. Peters

12:30h **Lunch Break**

Anatomy Demonstration (Cadaver) GROUP BLUE

Session III FAI TYPES – IMAGING

13:30h – 15:15h

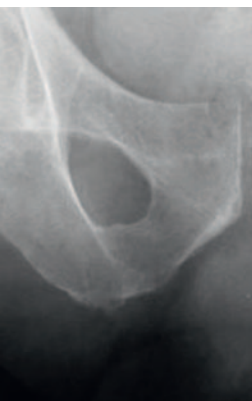
Chairman

J. Clohisy

10'	Mixed type of FAI	J. Cobb
10'	What defines the mechanism of FAI?	M. Beck
10'	Combined FAI – when to trim the rim?	S. Murphy
10'	Quantification of coverage – the acetabular wall index	K. Siebenrock
10'	MRI findings in cam and pincer impingement	S. Werlen
10'	dGEMRIC MRI findings in FAI subtypes	C. Mamisch

15:15h **Coffee Break**

Anatomy Demonstration (Cadaver) GROUP YELLOW



Session IV CASE DISCUSSIONS WITH FACULTY

15:45h – 16:45h

J. Clohisy, D. Griffin, K. Günther, R. Santore,
M. Tannast, K. Siebenrock

INTERACTIVE TOPIC DISCUSSIONS

Imaging of FAI – What you have to know

When to choose open or closed treatment?

H. Nötzli
C. Mamisch
C. Peters
M. Beck

16:45h

Coffee Break

Anatomy Demonstration (Cadaver) **GROUP RED**

Session V FAI – RESULTS OF TREATMENT

17:15h – 18:30h

10' Predictive factors for successful FAI treatment

10' Results of limited anterior approach & hip
arthroscopy

10' FAI correction in arthritic hips

10' Too late for joint preservation?

10' FAI treatment 10 years ago and today

Chairman

R. Santore

S. Steppacher

F. Laude

C. Larson

K. Günther

S. Murphy

20:00h

Faculty Dinner



Friday, March 30, 2012

Session VI	LIVE-SURGERY K. Siebenrock	Moderators
08:00h – 10:30h		J. Mast / H. Nötzli

10:30h Coffee break

Session VII	COMPLICATIONS OF JOINT PRESERVING SURGERY	Chairman
11:00h – 12:30h		C. Peters

12'	Multicenter study of complications after surgical hip dislocation	E. Sink
12'	Muscle quality after surgical hip dislocation	M. Tannast
12'	Complications of hip arthroscopy	C. Larson
12'	Failed FAI surgery – what to do now?	M. Beck

12:30h Lunch Break
Anatomy Demonstration (Cadaver) GROUP GREEN

Session VIII	DDH – CURRENT CONCEPTS	Chairman
13:30h – 15:00h		K. Siebenrock

12'	Hip Dysplasia – where are we today?	M. Millis
12'	Hip Dysplasia – which side to address?	R. Santore
12'	Predictive factors for successful treatment outcome after PAO	C. Albers
12'	The bisectonal angle as a predictor for PAO outcome	H. Zhang

15:00h Coffee Break
Anatomy Demonstration (Cadaver) GROUP BROWN

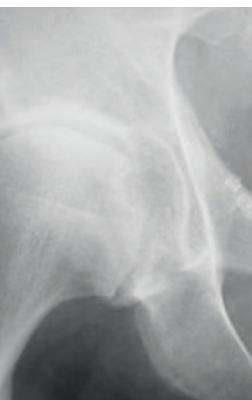
GUEST OF HONOR SPEECH
15:30h – 15:45h

Writing for keeps – How to write a scientific manuscript
R. Brand

Session IX	COMPLEX DEFORMITIES	Chairman
15:45h – 17:00h		M. Millis

10'	Late Perthes deformities and functional problems	J. Clohisy
10'	Treatment algorithm in late Perthes deformities	M. Tannast
10'	Treatment complications after neglected DDH	A. Johari
12'	Treatment examples of complex DDH cases	J. Mast
12'	Algorithm and treatment options for severe hip joint deformities	K. Siebenrock

17:00h Coffee Break
Anatomy Demonstration (Cadaver) GROUP BLACK



Session X CASE DISCUSSIONS WITH FACULTY**17:30h – 18:30h**

P. Beaulé, H. Hosalkar, M. Millis, S. Murphy,
M. Tannast, K. Siebenrock

INTERACTIVE TOPIC DISCUSSIONS

Imaging of FAI – What you have to know

H. Nötzli

C. Mamisch

When to choose open or closed treatment?

C. Peters

M. Beck

19.00h Social Dinner for all participants**Saturday, March 31, 2012****Session XI HIP ARTHROSCOPY****08:30h – 09:30h****Chairman****S. Murphy**

- 10' Which cases can we treat by arthroscopy?
 10' When is open surgery needed?
 10' Hip arthroscopy in FAI (Bernese experience)
 10' Systematic review of results of hip arthroscopy
 in FAI
 10' Is looping of the labrum the best option for
 reattachment?
 10' Adjunct hip arthroscopy in DDH

D. Griffin
 M. Beck
 L. Büchler
 H. Hosalkar
 M. Philippon
 J. Clohisy

10:00h Coffee Break**Anatomy Demonstration (Cadaver) GROUP PURPLE****Session XII TREATMENT OF HIP PAIN IN ATHLETES****10:00h – 11:30h****Chairman****K. Günther**

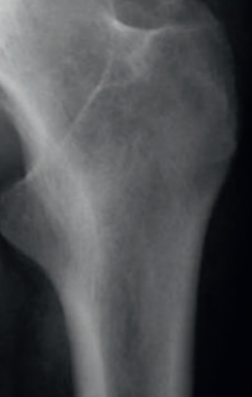
- 12' FAI treatment in sports related activities
 12' Does FAI treatment differ in athletes?
 12' Surgical hip dislocation for FAI in athletes
 12' Results of hip arthroscopy in athletes
 12' FAI treatment in athletes: tuning of the hip?

J. Mast
 M. Philippon
 H. Nötzli
 C. Larson
 D. Griffin

11.30h Closing Remarks

K. Siebenrock





Information

Credits

Certified by the SGOT «Schweizerische Gesellschaft für Orthopädie und Traumatologie» with 16 credit points.

Registration

Registration will be confirmed **after** payment receipt only

Register ONLINE: www.bbscongress.ch/onlineforms/hip.php

For congress and social evening:

BBS Congress GmbH

Adrian König
P.O. Box 604
3000 Berne 25
Switzerland
Phone +41 (0)31 331 82 75
Fax +41 (0)31 332 98 79
adrian.koenig@bbscongress.ch

Credit Suisse, 3001 Berne

(Clearing 4835, PC 30-3200-1)
Konto BBS Congress/HIP,
3000 Berne 25
Account no 211255-40-41

Fee

March 29 – 31: whole congress

CHF 400.– / assistant surgeons CHF 300.–

March 29 or 30: Thursday or Friday

CHF 180.– per day / assistant surgeons CHF 150.– per day

March 31: Saturday (half day)

CHF 90.– / assistant surgeons CHF 60.–

March 30: Social Dinner

CHF 80.– per person

Restaurant Kornhauskeller

Kornhausplatz 18
Berne, Switzerland
Phone +41 (0)31 327 72 70
www.kornhaus.org/kkeller.html

Housing

BERN INCOMING GmbH

Amthausgasse 4,
3011 Berne, Switzerland
Phone +41 (0)31 385 20 20
Fax +41 (0)31 385 20 21
info@bern-incoming.ch

Reservation ONLINE

www.hip-symposiumberne.ch

Venue

Inselspital Bern,
Entrance Children Hospital «Kinderspital» 31B
Auditorium «Ettore Rossi»
3010 Berne
(www.insel.ch)

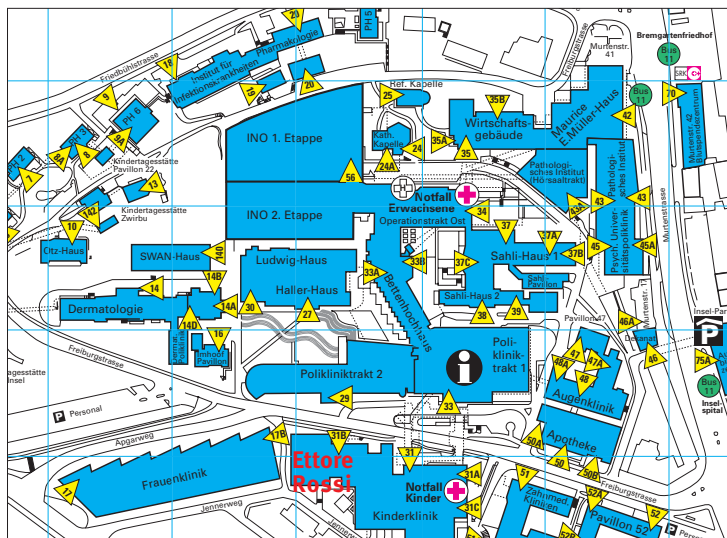


Journey

- direct train connection from Airport Zurich and Geneva to Berne
- 20 minutes from Airport Bern-Belpmoos (shuttlebus and taxi)
- 5 minutes by bus from main train station (bus no 11 direction «Güterbahnhof», bus stop «Insel»)
- 2 minutes highway exit A1 Zurich–Basel–Geneva

Insel-Parking 800 meters from freeway exit «Bern-Forsthaus/Inselspital». No longterm parking in the hospital grounds. For further information please contact the information desk of the hospital (main entrance).

Insel Area



More information about Berne?
Please visit www.berninfo.com

Bernese Hip Symposium

March 29 – 31, 2012

Venue

Berne, Switzerland

e-mail: ortho@insel.ch

www.hip-symposiumberne.ch

Sponsors

